

As of 31/12/2018

	Wealth Preservation			Wealth Accumulation			
MIS wealth preservation	Portfolio 1 of 7	Portfolio 2 of 7	Portfolio 3 of 7	Portfolio 4 of 7	Portfolio 5 of 7	Portfolio 6 of 7	Portfolio 7 of 7

Risk and investment objective

Risk appetite: low/moderate risk

I can accept small, short term losses, but am still concerned about the safety of my investment.

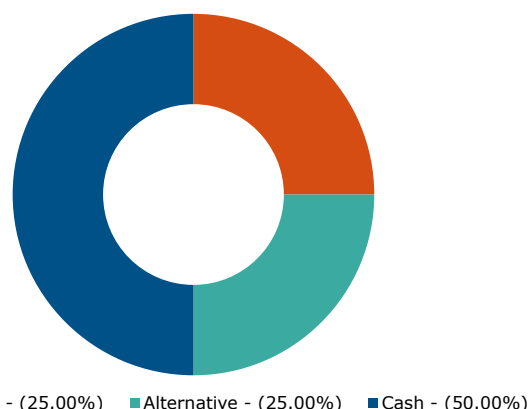
Capital loss attitude: low/moderate risk

Taking some short term drop in value in an effort to achieve higher long term returns is acceptable. I would prefer the majority of my capital to be held in conservative investments.

Investment objective:

I am seeking only a high level of income and do not require any prospects of capital growth.

Average portfolio breakdown



Investment strategy

The Managed Income Service wealth preservation portfolio aims to provide an income greater than that derived from high street savings accounts by investing predominantly in cash, cash-like, alternative and fixed interest investments. Appropriate if your aim is to retain a reasonable degree of safety and you do not require capital growth from your investments. You accept that the income derived from the investments and the value of your portfolio is not guaranteed and can rise and fall. Typically during periods of falling interest rates and falling inflation the value of fixed interest investments can increase, conversely they may fall if interest rates and inflation rise, which means that over the longer term the 'real value' of your portfolio or 'spending power' may not be maintained and could fall.

The fixed interest exposure will, subject to market and economic conditions, include one or more of: UK Government stocks (gilts), other countries' sovereign debt, corporate bonds from around the world and cash deposits. Gilts are UK government guaranteed (from the risk of default) and are therefore deemed to be less risky than corporate bonds historically. Exposure to alternative assets may include commercial property, infrastructure, commodities (e.g. gold) and funds managed with the aim, although with no guarantee, of delivering positive returns in any market conditions.

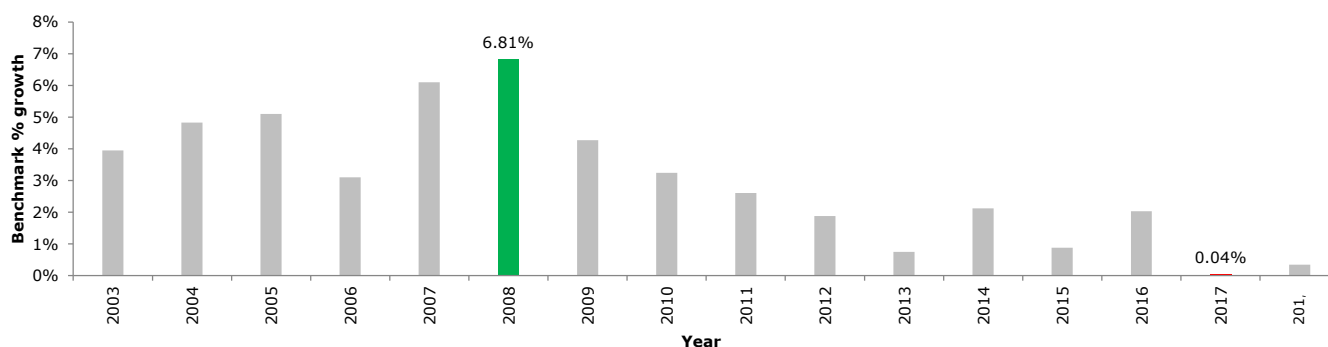
Benchmark past performance

The Managed Income Service wealth preservation portfolio is benchmarked against the Markit Iboxx GBP Overall Bond Market 1-3 Year Index. The index is designed to mirror the risk and return profile of a portfolio that holds a mixed portfolio of shortdated government and corporate bonds denominated in sterling.

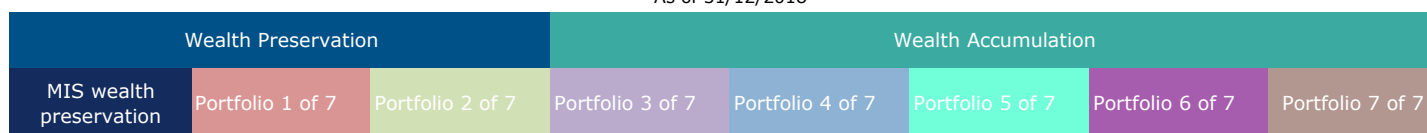
The table below shows total benchmark performance over the past 5 years and the graph shows the best and worst calendar years since 2003.

Discrete 12-month period benchmark performance to last quarter end					
	01/01/2018 to 31/12/2018	01/01/2017 to 31/12/2017	01/01/2016 to 31/12/2016	01/01/2015 to 31/12/2015	01/01/2014 to 31/12/2014
Markit Iboxx GBP Overall Bond Market 1-3 Year Index TR	0.35%	0.04%	2.03%	0.88%	2.13%

Best and worst calendar years



As of 31/12/2018



Risk and investment objective

Risk appetite: moderate risk

I am seeking a balance between safety and investment growth potential.

Capital loss attitude: moderate risk

Achieving a balance between conservative and higher returns is my aim and I accept that there will be a degree of short term value fluctuation.

Investment objective:

I am seeking income together with a reasonable degree of capital growth.

Average portfolio breakdown

Equity - (47.03%)	Alternative - (18.63%)
Fixed interest - (33.10%)	Cash - (1.24%)

Investment strategy

Portfolio 4 of 7 aims to provide an income equivalent to the yield from major equity markets, with the prospect of additional long-term capital appreciation. To this end the portfolio will typically invest slightly more in equities than fixed interest securities (including alternative assets). Appropriate if your aim is to achieve capital growth and a reasonable level of income, without taking excessive equity risk. You accept that the income derived from the investments and the value of your portfolio is not guaranteed and can rise and fall, in-line with the wide variety of asset classes highlighted below. As our 'middle of the road' option this is a popular choice with investors.

The equity exposure would be spread across developed markets (G7 nations) such as the UK, US, Europe and Japan, as well as in emerging markets, which include Asia, Latin America and other emerging countries. Private equity funds may also be included. Equity market values can fluctuate significantly. The fixed interest exposure may, subject to market and economic conditions, include one or more of: UK government stocks (gilts), other countries' sovereign debt, corporate bonds from around the world and cash deposits. Gilts are UK government guaranteed (from the risk of default) and are therefore deemed to be less risky than corporate bonds historically. Exposure to alternative assets might include commercial property, infrastructure, commodities (e.g. gold, oil, wheat etc.) and hedge funds, which are typically less correlated to rises and falls in equity markets, but in certain circumstances can also be extremely volatile themselves.

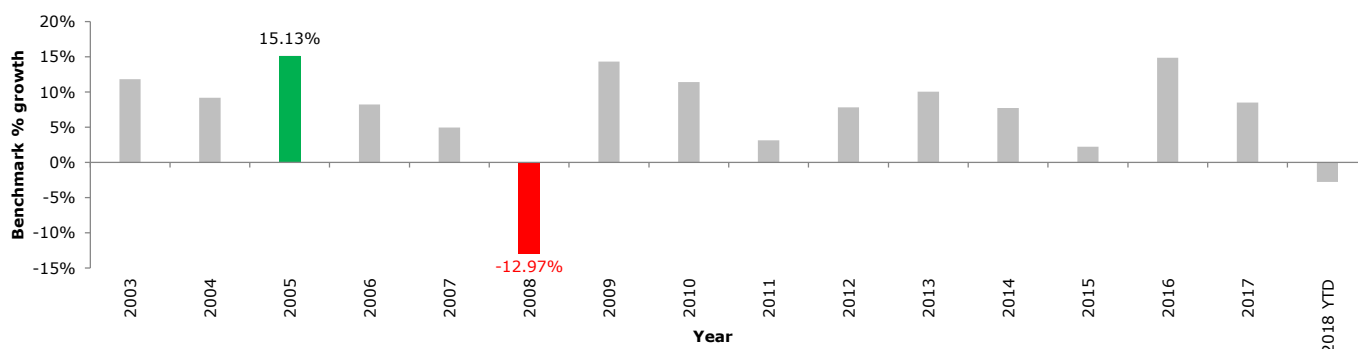
Benchmark past performance

Portfolio 4 is benchmarked against the FTSE UK Private Investor Income Index. The index is designed to mirror the risk and return profile of a portfolio that might be held by a typical income-seeking investor.

The table below shows total performance over the past 5 years and the graph shows the best and worst calendar years since 2003.

Discrete 12-month period benchmark performance to last quarter end					
	01/01/2018 to 31/12/2018	01/01/2017 to 31/12/2017	01/01/2016 to 31/12/2016	01/01/2015 to 31/12/2015	01/01/2014 to 31/12/2014
FTSE UK Private Investor Income Index	-2.79%	8.50%	14.87%	2.19%	7.70%

Best and worst calendar years



Managed income service risk information

As of 31/12/2018



asset management

Risk and investment objective

Emphasis	Capital Security	Wealth Preservation			Wealth Accumulation				
Portfolio	No Thesis Solution	MIS wealth preservation	Portfolio 1 of 7	Portfolio 2 of 7	Portfolio 3 of 7	Portfolio 4 of 7	Portfolio 5 of 7	Portfolio 6 of 7	Portfolio 7 of 7
Risk Appetite	Low Risk	Low/Moderate Risk			Moderate Risk			Moderate/High Risk	High Risk
	I prefer no risk and want to keep my capital secure, even if it means not keeping up with inflation.	I can accept small, short term losses, but am still concerned about the safety of my investment.			I am seeking a balance between safety and investment growth potential.			I am seeking investment growth and am prepared to accept some losses for potentially higher growth.	I am willing to accept significant risk and potential losses in the pursuit of higher long term investment growth.
Capital loss attitude	Low risk	Low / Moderate risk			Moderate risk			Moderate / High risk	High risk
	Minimising the risk of a drop in the value of my investment is critical, so I am willing to accept the lower long term returns offered by conservative investments.	Taking some short term drop in value in an effort to achieve higher long term returns is acceptable. I would prefer the majority of my capital to be held in conservative investments.			Achieving a balance between conservative and higher returns is my aim and I accept that there will be a degree of short term value fluctuation.			Seeking higher long term returns is important to me, so I am willing to accept the substantial short term drops in value that may result from investing in more speculative investments.	Maximising long term investment returns is my main objective and I am willing to accept large and sometimes dramatic short term drops in value.
Investment objective	I am seeking short term security of my capital.	I am seeking income with limited volatility and do not require any prospects of capital growth.	I am seeking only a high level of income and do not require any prospects of capital growth.	I am seeking a reasonable level of income and limited capital growth prospects.	I am primarily seeking income and some capital growth prospects.	I am seeking income together with a reasonable degree of capital growth.	I am primarily seeking capital growth with some requirement for income.	I am primarily seeking capital growth with limited requirement for income.	I am primarily seeking to maximise capital growth over the medium to longer term.

Asset allocation

Standard asset allocation ranges are shown. We may alter these breakdowns in accordance with market conditions.	Equities	0%	0% to 10%	10% to 30%	20% to 50%	35% to 65%	48% to 78%	60% to 90%	70% to 100%
	Alternative assets	0% to 25%	0% to 40%	10% to 40%	15% to 40%	10% to 35%	8% to 33%	5% to 35%	0% to 30%
	Fixed interest	0% to 90%	10% to 90%	45% to 80%	30% to 60%	25% to 45%	14% to 34%	0% to 18%	0% to 30%
	Benchmark	Markit iBoxx GBP Overall Bond Market 1-3 Year Index	Markit iBoxx GBP Overall Bond Market Index	FTSE UK Private Investor Conservative Index	FTSE UK Private Investor Conservative Index	FTSE UK Private Investor Income Index	FTSE UK Private Investor Balanced Index	FTSE UK Private Investor Growth Index	FTSE UK Private Investor Global Growth Index

Important notices and risk warnings: This information sheet is for illustrative purposes only. Portfolios linked to this risk and investment objective strategy may not exactly replicate the portfolio due to the difference in timing of initial investment, and also the impact of investment management fees. If a client chooses to exclude certain investments ("restricted investments") which are part of our portfolio strategy, the portfolio may not fully replicate the chosen strategy. The risk and investment objective profile is not suitable for all types of investor. Please note that the purpose of any benchmark is to provide you with a reference point for your portfolio only. We do not offer any guarantee that your portfolio will perform in line with the benchmark and this does not mean your portfolio will be based on the same or similar investments which comprise that benchmark.

Thesis Asset Management Limited is authorised and regulated by the Financial Conduct Authority. This factsheet may not be reproduced or distributed in any format without the prior written consent of Thesis Asset Management Limited. The value of investments and the income from them can go down as well as up and investors may not recover the amount of their original investment. The sterling value of overseas investments, and the income from them, will fluctuate as a result of currency movements. Past performance is not a guide to future performance. The tax treatment of investments depends on each investor's individual circumstances and is subject to changes in tax legislation.

Statistics calculated by Morningstar. Benchmark data source: London Stock Exchange Group plc and its group undertakings (collectively, the "LSE Group"). © LSE Group 2018. FTSE Russell is a trading name of certain of the LSE Group companies. "FTSE®" is a trade mark of the relevant LSE Group companies and is used by any other LSE Group company under license. All rights in the FTSE Russell indexes or data vest in the relevant LSE Group company which owns the index or the data. Neither LSE Group nor its licensors accept any liability for any errors or omissions in the indexes or data and no party may rely on any indexes or data contained in this communication. No further distribution of data from the LSE Group is permitted without the relevant LSE Group company's express written consent. The LSE Group does not promote, sponsor or endorse the content of this communication. TAM1901_07