

# Thesis model securities 4 of 7

As of 31/03/2019

## Investment objective

The model aims to provide the investor with income together with a reasonable degree of capital growth. The strategy uses a mixture of open ended investments and securities which tend to be income generating and growth focused.

## Manager

### Steven Richards, BSc (Hons)

Steven oversees the model portfolios and the Optima fund range. He heads the pooled vehicles selection committee and works on a number of private office funds and group pension mandates.



## Model information

Strategy Launch Date 31/05/2011  
 Benchmark FTSE UK Private Investor Income TR GBP  
 12-Month Yield 2.64%

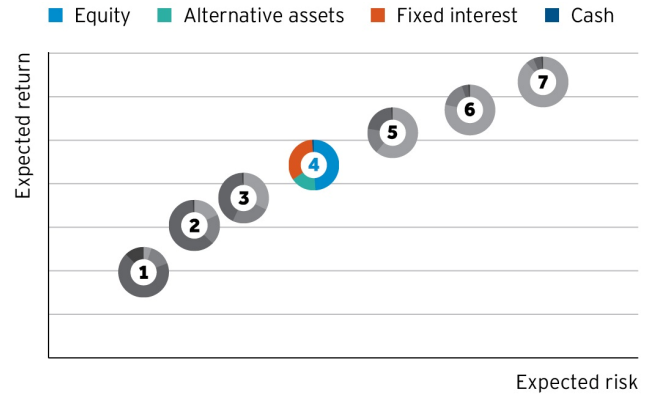
Costs and charges apply to this investment. For assets run to this model mandate on a Thesis nominee, the standard investment management fee is 0.75% +VAT (p.a). When investing in this model via a platform (such as those shown on page 2 under 'Availability') this management fee is instead 0.30% +VAT (p.a) in addition to any charges such platforms levy themselves. Your adviser will provide you with a personal illustration of costs and charges before you invest. Please ensure that you understand the costs of investing before making a decision. 12-month yield is estimated based on current portfolio weightings and using the most recent data of underlying funds. This quoted yield is variable and not guaranteed and may also vary depending on the investment platform chosen.

## Top 20 holdings

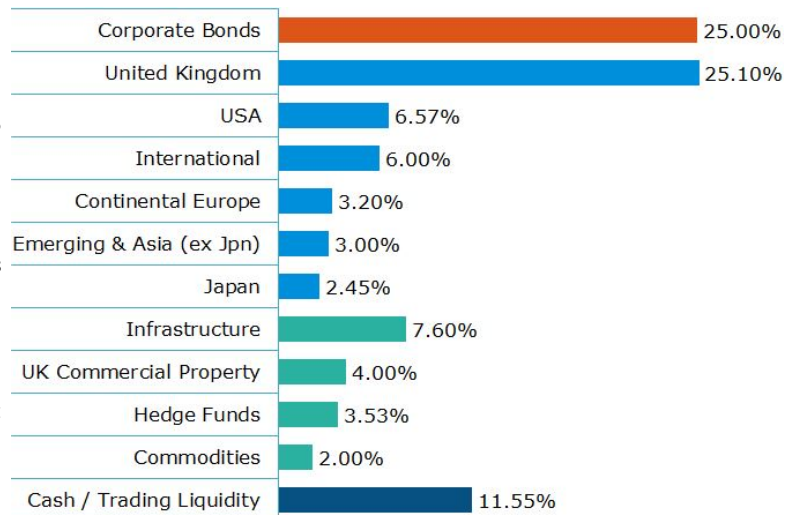
Fund	Portfolio Weighting %	Stock	Sector
Federated Sterling Cash Plus 3 Acc	9.53	BHP Group PLC	Basic Materials
Royal London Corporate Bond Z Inc	5.22	British American Tobacco PLC	Consumer Defensive
Investec Global Total Ret Crdt KGBP Inc2	5.14	Lloyds Banking Group PLC	Financial Services
Kames Property Inc Feeder(Inc) GBP B Inc	3.98	Rio Tinto PLC	Basic Materials
Janus Henderson Strategic Bond I Inc	3.83	Ashtead Group PLC	Industrials
Muzinich Global Tact Crdt HGBP Inc S	3.79	Auto Trader Group PLC	Technology
International Public Partnerships Ord	3.78	Bellway PLC	Consumer Cyclical
MI TwentyFour AM Monument Bond L Inc Grs	3.78	Bodycote PLC	Industrials
Vontobel Ttfr Abs Ret Crdt AQG GBP	3.19	BP PLC	Energy
UBS FTSE RAFI Developed 1000 Index J Acc	2.96	Diageo PLC	Consumer Defensive
3i Infrastructure Ord	2.64	Euromoney Institutional Investor PLC	Consumer Cyclical
BMO Global Equity Market Netrl V10 3 Acc	2.57	GlaxoSmithKline PLC	Healthcare
Fidelity Index US P Inc	2.42	Hill & Smith Holdings PLC	Industrials
X JPX-Nikkei 400 ETF 1D	2.40	Inmarsat PLC	Communication Services
JPM US Equity Income C Net Inc	1.99	InterContinental Hotels Group PLC	Consumer Cyclical
LF Miton US Opportunities B Acc	1.99	Intermediate Capital Group PLC	Financial Services
JPM Emerging Markets Income C Net Inc	1.98	ITV PLC	Consumer Cyclical
JPM Europe Dynamic (ex-UK) C Net Inc	1.94	Just Group PLC	Financial Services
Merian Gold & Silver U2 GBP Acc	1.91	Lancashire Holdings Ltd	Financial Services
Vanguard GIB Small-Cap Idx GBP Inc	1.40	Legal & General Group PLC	Financial Services

Please read the important information on page 2.

## Thesis risk mandates



## Asset allocation



Please note: the asset allocation figures may not add up to exactly 100% due to the rounding up or down of the underlying numbers.

## Top 20 UK equities



# Thesis model securities 4 of 7

As of 31/03/2019

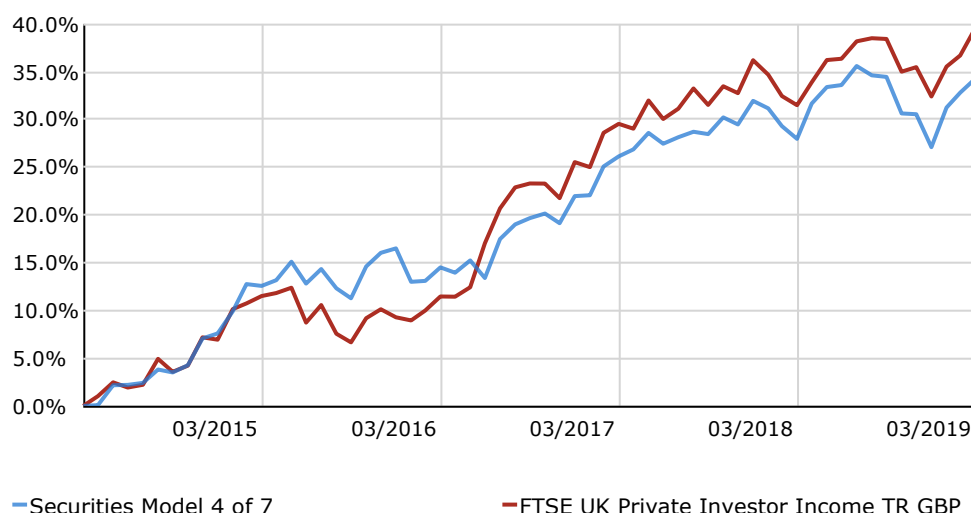
## Past performance

### Discrete 12-month period investment performance to last quarter end

	01/04/2018 - 31/03/2019	01/04/2017 - 31/03/2018	01/04/2016 - 31/03/2017	01/04/2015 - 31/03/2016	01/04/2014 - 31/03/2015
Securities Model 4 of 7	4.9%	1.5%	10.2%	1.7%	12.6%
FTSE UK Private Investor Income TR GBP	6.2%	1.5%	16.2%	0.0%	11.5%

Performance and risk data is simulated and relates to Thesis internal models, calculated on a total return basis before fees and should only be taken as indicative of performance for portfolios constructed according to this strategy.

### Cumulative 5-year investment performance to last month end



Source: Morningstar, bid to bid, net income reinvested. Past performance is not a guide to the future. The value of your investment and any income from it may fall as well as rise, and you may get back less than you invested. Movements in currency exchange rates can affect the value of an investment.

## Availability



## Important information

We recommend that you take professional advice before making an investment decision.

Issued by Thesis Asset Management Limited. Head office: Exchange Building, St John's Street, Chichester PO19 1UP. Authorised and regulated by the Financial Conduct Authority. This data reflects the current model as invested via a Thesis nominee company. As far as possible, model holdings are replicated on all investment platforms. Where the model cannot be replicated exactly (for example a platform does not allow ETFs to be traded), a substitute holding will be used. This may affect asset allocations and performance. TAM1904\_08