

Thesis model collectives 5 of 7

As of 31/05/2019

Investment objective

The model is intended for an investor who is primarily seeking capital growth with some requirement for income. The strategy uses open ended investments with the majority of holdings growth focused.

Manager



Steven Richards, BSc (Hons)

Steven oversees the model portfolios and the Optima fund range. He heads the pooled vehicles selection committee and works on a number of private office funds and group pension mandates.

Model information

Strategy Launch Date 01/01/2010
 Benchmark FTSE UK Private Investor Balanced TR GBP
 12-Month Yield 2.12%

Costs and charges apply to this investment. For assets run to this model mandate on a Thesis nominee, the standard investment management fee is 0.75% +VAT (p.a). When investing in this model via a platform (such as those shown on page 2 under 'Availability') this management fee is instead 0.30% +VAT (p.a) in addition to any charges such platforms levy themselves. Your adviser will provide you with a personal illustration of costs and charges before you invest. Please ensure that you understand the costs of investing before making a decision. 12-month yield is estimated based on current portfolio weightings and using the most recent data of underlying funds. This quoted yield is variable and not guaranteed and may also vary depending on the investment platform chosen.

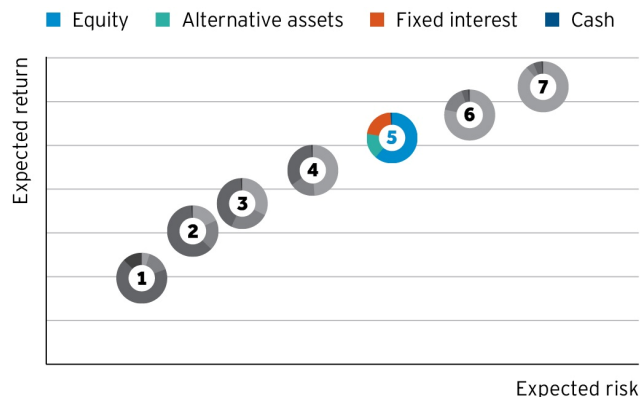
Top 20 fund holdings

Fund	Portfolio Weighting %	Index Fund	IA Sector
Federated Sterling Cash Plus 3 Acc	7.00	No	
RWC UK Focus B GBP Acc	7.00	No	UK All Companies
VT Gravis UK Infrs Inc I GBP Inc	5.50	No	Specialist
JOHCM UK Dynamic A Inc	5.25	No	UK All Companies
Montanaro UK Income STG Unhedged	5.25	No	UK All Companies
Aviva Investors UK Lstd Eq Uncons2GBPInc	5.00	No	UK All Companies
BMO Global Equity Market Netrl V10 3 Acc	4.80	No	Targeted Absolute Return
Fidelity Index US P Inc	4.26	Yes	North America
Franklin UK Equity Income W Inc	4.25	No	UK Equity Income
Kames Property Inc Feeder(Inc) GBP B Inc	4.00	No	
L&G Japan Index C Inc	3.95	Yes	Japan
LF Miton US Opportunities B Acc	3.90	No	North America
M&G North American Dividend GBP PP Acc	3.30	No	North America
JPM Europe Dynamic (ex-UK) C Net Inc	3.05	No	Europe Excluding UK
Investec Global Total Ret Crdt KGBP Inc2	3.00	No	£ Strategic Bond
Merian Gold & Silver U2 GBP Acc	3.00	No	Specialist
Royal London Corporate Bond Z Inc	3.00	No	£ Corporate Bond
UBS FTSE RAFI Developed 1000 Index J Inc	3.00	Yes	Global
Baillie Gifford Em Mkts Lead Coms B Inc	2.95	No	Global Emerging Markets
Pareturn Barwon Lstd Pr Eq G Ins GBP Inc	2.50	No	

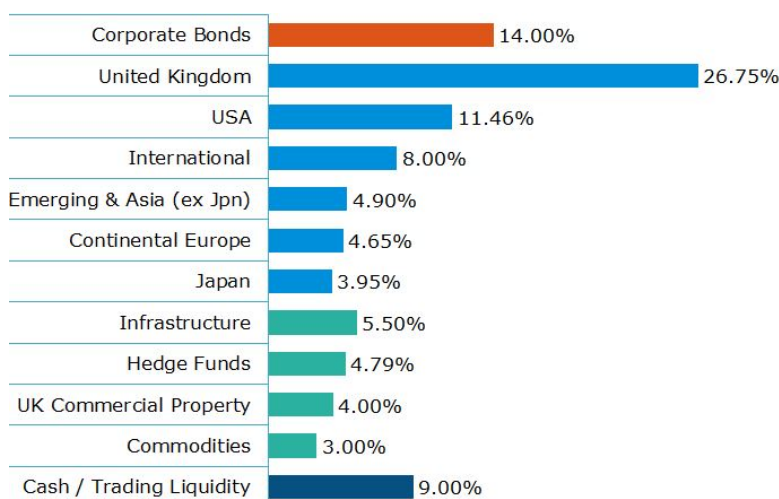
Some fund management companies do not include their funds in the Investment Association (IA) fund sectors. Where this is the case, the IA Sector column above is blank.

Please read the important information on page 2.

Thesis risk mandates



Asset allocation



Please note: the asset allocation figures may not add up to exactly 100% due to the rounding up or down of the underlying numbers.



Thesis model collectives 5 of 7

As of 31/05/2019

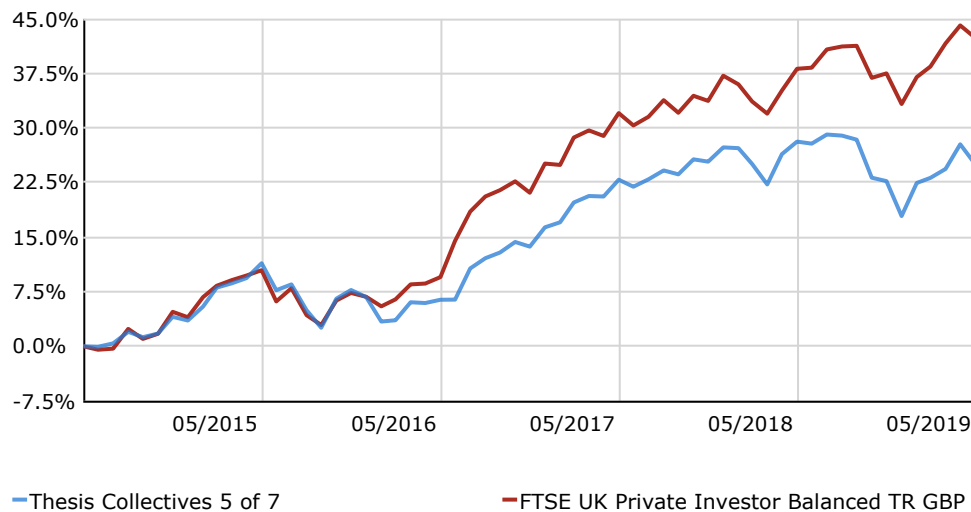
Past performance

Discrete 12-month period investment performance to last quarter end

	01/04/2018 - 31/03/2019	01/04/2017 - 31/03/2018	01/04/2016 - 31/03/2017	01/04/2015 - 31/03/2016	01/04/2014 - 31/03/2015
Thesis Collectives 5 of 7	1.7%	1.3%	13.8%	-2.4%	11.0%
FTSE UK Private Investor Balanced TR GBP	7.3%	1.8%	19.5%	-0.5%	12.0%

Performance and risk data is simulated and relates to Thesis internal models, calculated on a total return basis before fees and should only be taken as indicative of performance for portfolios constructed according to this strategy.

Cumulative 5-year investment performance to last month end



Source: Morningstar, bid to bid, net income reinvested. Past performance is not a guide to the future. The value of your investment and any income from it may fall as well as rise, and you may get back less than you invested. Movements in currency exchange rates can affect the value of an investment.

Availability



Important information

We recommend that you take professional advice before making an investment decision.

Issued by Thesis Asset Management Limited. Head office: Exchange Building, St John's Street, Chichester PO19 1UP. Authorised and regulated by the Financial Conduct Authority. This data reflects the current model as invested via a Thesis nominee company. As far as possible, model holdings are replicated on all investment platforms. Where the model cannot be replicated exactly (for example a platform does not allow ETFs to be traded), a substitute holding will be used. This may affect asset allocations and performance. TAM1906_08

Source: Morningstar Direct